



Process statistics

View process statistics

Version 7.17



This documentation is provided under restrictions on use and are protected by intellectual property laws. Except as expressly permitted in your license agreement or allowed by law, you may not use, copy, reproduce, translate, broadcast, modify, license, transmit, distribute, exhibit, perform, publish or display any part, in any form, or by any means. Reverse engineering, disassembly, or decompilation of this documentation, unless required by law for interoperability, is prohibited.

The information contained herein is subject to change without notice and is not warranted to be error-free. If you find any errors, please report them to us in writing.

Table of Contents

View process statistics

4

View process statistics

PRODUCTS: ALL CREATIO PRODUCTS

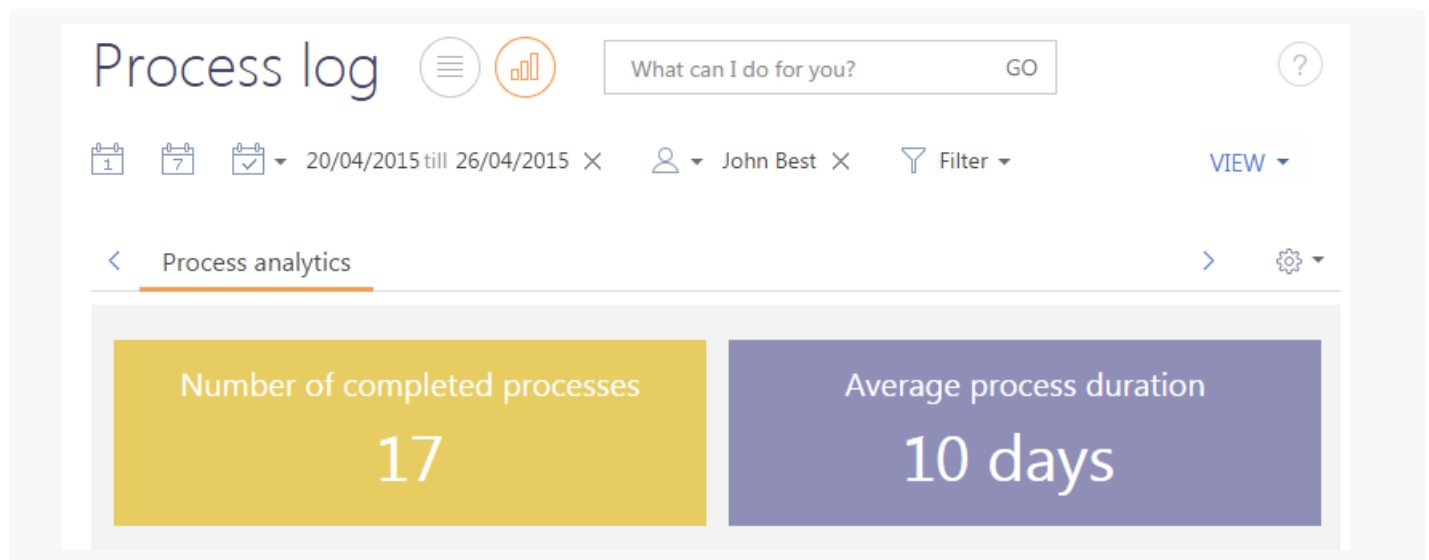
Use the analytic view of the [*Process log*] section to analyze statistics collected and calculated during process execution.

For example, you can analyze the number and duration of processes and their items using pre-configured metrics. If you need to customize the source data of the statistics, just use the standard filters in the section.

To view process statistics:

1. Click on the main Creatio application.
2. In the [*Processes*] group, click [*Process log*].
3. Open the section analytics view. Process dashboard will open (Fig. 1).

Fig. 1 How to view process statistics



Note. How to work with dashboards and standard filters is described in the documentation of the Creatio application.