



Run a process

Version 7.17



This documentation is provided under restrictions on use and are protected by intellectual property laws. Except as expressly permitted in your license agreement or allowed by law, you may not use, copy, reproduce, translate, broadcast, modify, license, transmit, distribute, exhibit, perform, publish or display any part, in any form, or by any means. Reverse engineering, disassembly, or decompilation of this documentation, unless required by law for interoperability, is prohibited.

The information contained herein is subject to change without notice and is not warranted to be error-free. If you find any errors, please report them to us in writing.

Table of Contents

Run a process or a process step	4
Run a business process from the Process library section	4
Resume a process from the Process library section	4

Run a process or a process step

PRODUCTS: ALL CREATIO PRODUCTS

System administrators can run a configured process from the process library and process log. Learn more about launching business processes using methods, available to all Creatio users, in the “[Run a business process](#)” article.

Run a business process from the [*Process library*] section


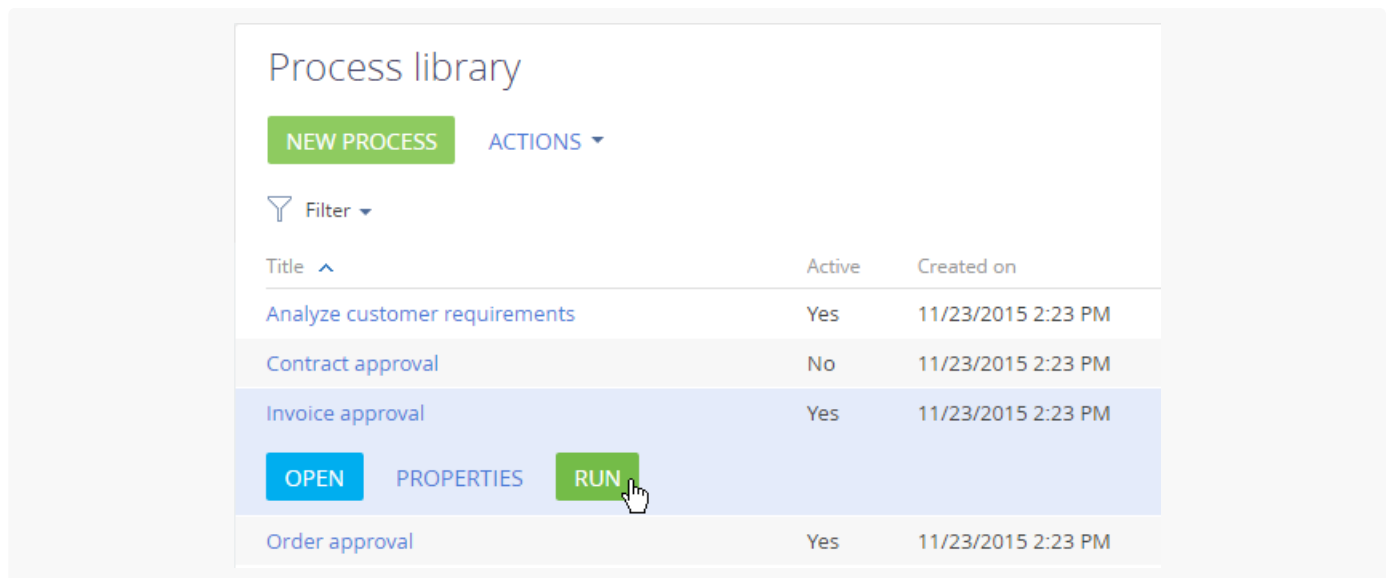
1. Click  to open the System Designer.
2. Click [*Process library*].
3. Select a business process and click [*Run*] (Fig. 1).

Fig. 1 Running a process from the [*Process library*] section



Note. The [*Run process*] button is displayed for active processes only

This action will trigger the selected process.

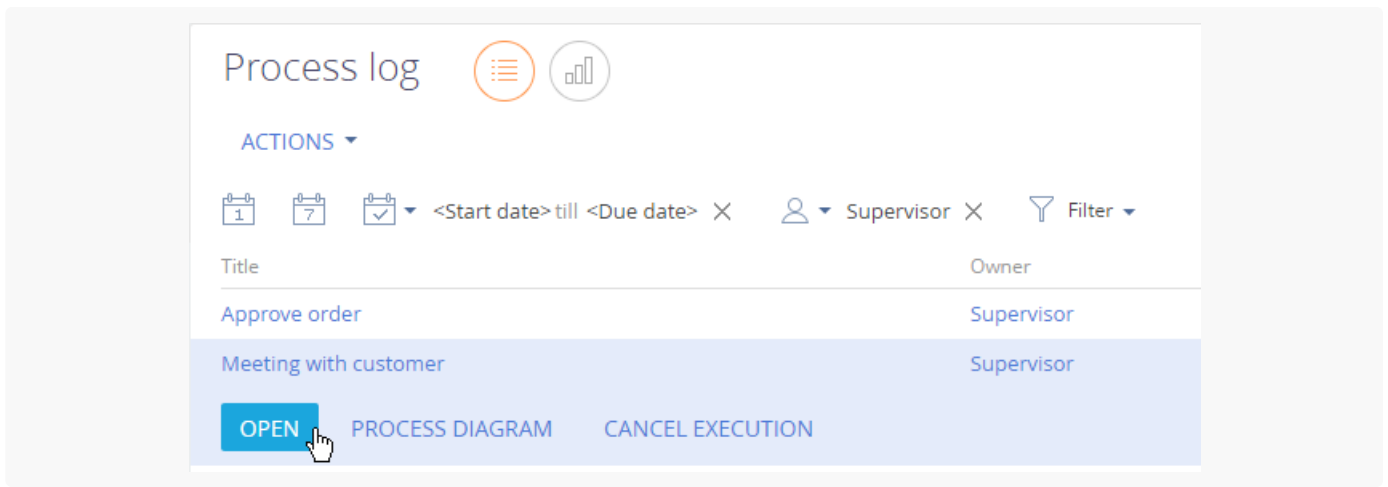
Resume a process from the [*Process library*] section

You can resume any step in a process in the [*Process log*] section regardless of the process type.

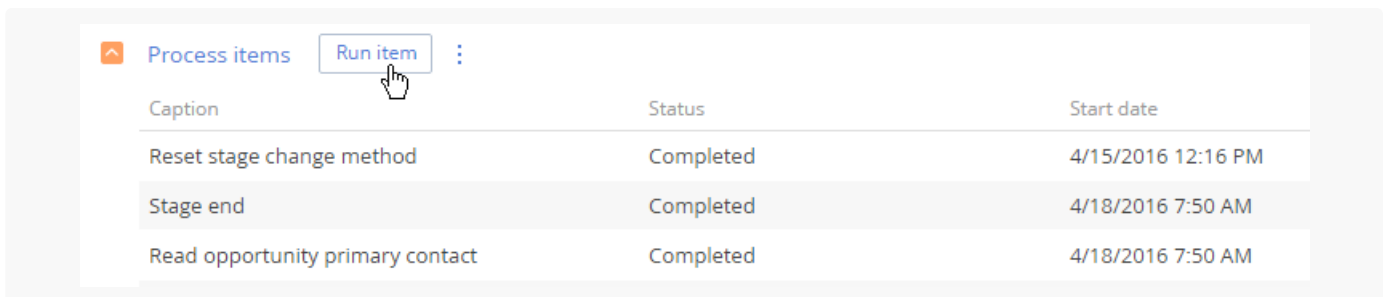
To do this:

1. Open the system designer by clicking the  button.

2. Under [*Processes*], click [*Process log*].
3. Open a running business process (Fig. 2).

Fig. 2 - Selecting a running process from the [*Process log*] section

4. On the [*Process elements*] detail, select a step that must be resumed and click the [*Run item*] button (Fig. 3).

Fig. 3 - Resuming a process from the [*Process log*] section

The page of the selected process step will open.